

This drawing is copyright and shall not be reproduced nor used for any other purpose without written permission of the authors.

Do not copy from this drawing, use figured dimensions only.





The drawing must be read in conjunction with all other related drawings and documentation.

It is the contractor's responsibility to ensure compliance with the Building Regulations.

It is the contractor's responsibility to check all dimensions on site, any discrepancy to be reported immediately.

Details and sizes shown are indicative only and are subject to confirmation by the relevant Specialist Sub-contractor.

Revision	Description	Date

-  Soil Pipe Connection
-  Electric Isolator
-  Water Meter
-  Gas Intake



19 Hayward's Place,  
London,  
EC1R 0EH  
Tel: 020 7253 5050  
Fax: 020 7253 5056  
Email: mail@cubitconsulting.co.uk  
Website: www.cubitconsulting.co.uk

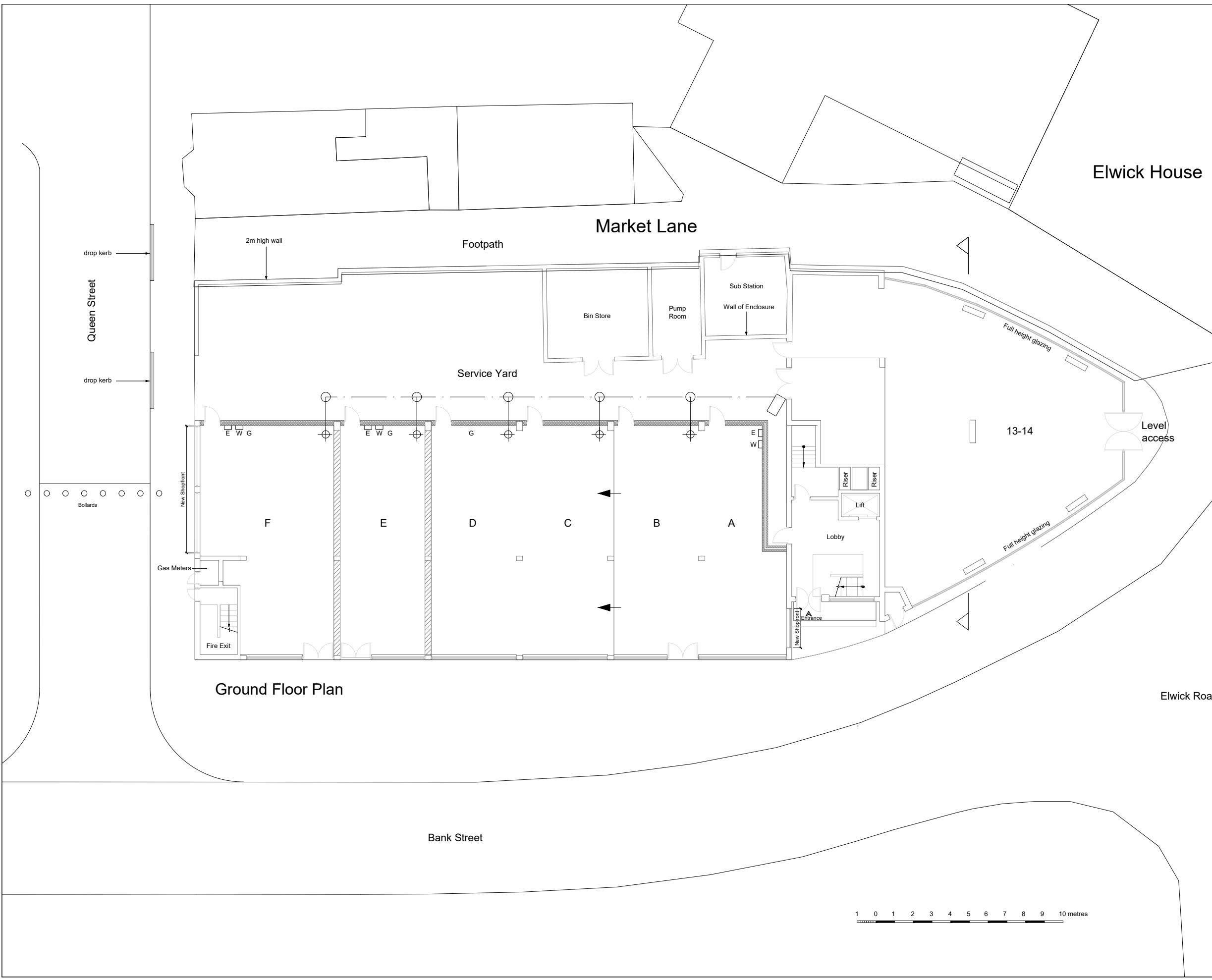
Project title: **Trafalgar House, Ashford, Kent**

Drawing Title: **Proposed Ground Floor Plan**

Date: **August 2018** Scale: **1:200@A3**

Drawn By: <b>CG</b>		
Job No: <b>9177</b>	Drawing No: <b>P006</b>	Rev: <b>C</b>

This drawing must not be reproduced in whole or part without written consent. Do not scale from this drawing. Written dimensions to be checked on site.



Ground Floor Plan

Elwick Road

Bank Street

Elwick House

Market Lane

Queen Street

drop kerb

drop kerb

Bollards

New Shopfront

Gas Meters

Fire Exit

2m high wall

Footpath

Service Yard

Bin Store

Pump Room

Sub Station

Wall of Enclosure

Full height glazing

13-14

Level access

Full height glazing

New Shopfront

Entrance

Lobby

Riser

Riser

Lift

W

E

G

G

E

W

G

E

W

G

E

W

G

